





Essential Skills

	Giliguide - Click. Learn. Succeed	
	3D – The Basic	
	Using the Mouse in Cimatron: Essential Techniques	



CimatronCAD BASIC Online Training Modules

Content equivalent to a 3-Day (24-hour) Live Classroom Session.

Essential Skills	Giliguide - Click. Learn. Succeed		
	3D – The Basic		
	Cimatron Mouse Operation: Essential Techniques		
01	Creating the First 3D Model	New file, new sketch, Extrude	Ex 01
			
	Profile Creation: Creating a Single Solid from a Composite Profile (Trim Operation)		Ex 02







	Spinner body design	Tangent Arcs – 3 ways	Ex 02
			
	Meet the Symmetry tool	Thin Wall - On or Off	Ex 04
	The Basic Tools to Create a Solid	Extrude, Revolve, Drive, Pipe	
	Creating a Solid Body		Ex 05
			







	More Tools to Create a Solid	Shell, Holes, Loft	
	Let's meet for coffee	Create solid with drive process	Ex 06
			
	Click & Pipe	Advanced Techniques for the Pipe Process	
			
	Creating a Solid with shell & hole Features		
	Adding Text to a Model	Wireframe or Volume Text Creation	
	Multi Object - Introduction	The Boolean operation - cut, divide	





	Working with Multi Object	The First Mold Design in Cimatron CAD	
			
	Copy, Move		
	Power Splitter (Legacy Version): Move, Copy, and More	Move, Copy and more...	
	